

TREASURE HUNT



Suitable for ages 7 & upwards
#ushawesome

Welcome to the Ushaw Treasure Hunt

On your way you'll discover saints and animals and the name of the sport that was unique to Ushaw. The aim is to solve the solution on the back page of this booklet.

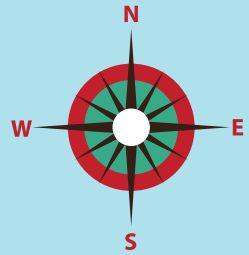
Follow the directions and solve the individual clues as you go along. Some of the letters in the answers to individual clues are marked with a red-coloured star like this:



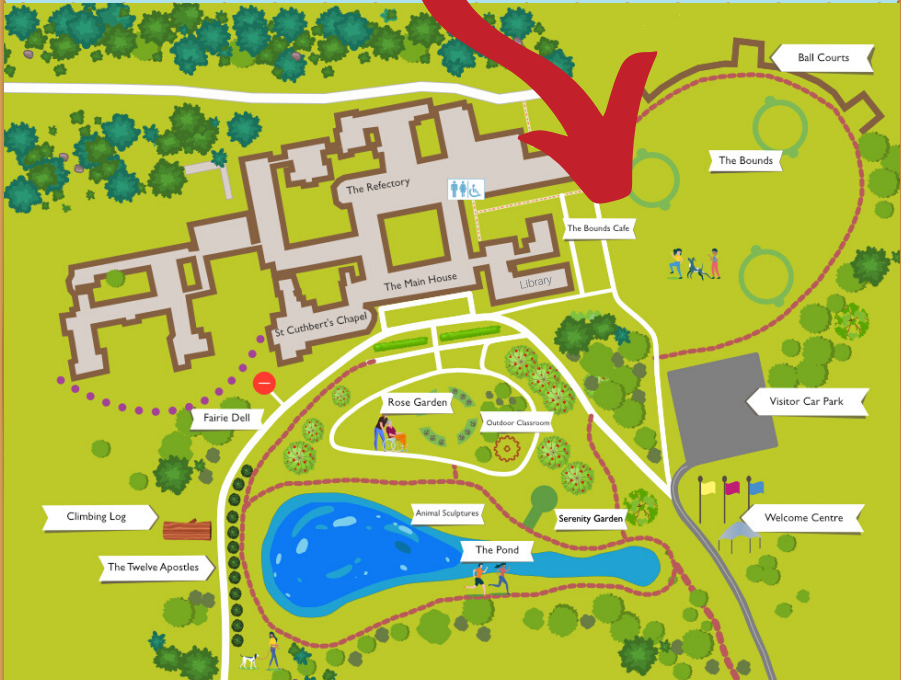
The letter that fits in this space can be used to help you complete the solution on the back page. The small number in the star tells you where to put it. If you get stuck, find a member of staff or one of our volunteers and they'll be able to give you hint.




Enjoy yourselves and

Good luck !!




START








Make your way to the
START point on the map to
the east of the main
buildings.




Here handball was played
by students all;
you'll see six arches
in this large..





— — — —





Explore the grassy area
called the Bounds. Can you
see any shapes on the
grass?




When not in class
Students played Cat
on the circles you see
with a stick for a..




— — —



Head west to the
Library. Take a good
look at the outside of
the building.



Can you find a saint?
(Up you should look)
His right hand is empty
His left holds a



— — — —



7

Now look to your left
again looking higher
you should see a small



atop this spire.

8

Walk along to College House.
Examine the front of the
building closely.

9

Facing the House
You'll see the door
But how many steps?
Is it five or



?

10

Within this House
Students used to slumber
Windows on the front?



is the number.


11

Look up at me
The times I've seen!
My face is white
and my hands are



12

Now head south.
Walk down the steps
and into the Garden.



13 In May these large bushes set the gardens aflame
with a blaze of colour



is their name!

14

Follow the path round to the left.

We're going on an animal hunt!

15

By the path
sits a wise owl mute
But when owls speak
They're a real



16



Walk along the path until
you can see the Main House
on your right. Head left.


17

If you're on the right track
You're by an old lake
The reptile you'll see
is known as a



18

Can you see
another
creature close
by?



19

Here I sit
Slyly spying you, Mr



is my name
How do you do?

20

Now head west.



21

Can you find the badger
with its eyes so bright?
It's coat is sleek and furry
and its face is black and



22

Head back to the path. Turn
left and keep your eyes
peeled for another animal.



23


Can you find it
Hiding under a tree?
If you've gone the right way a



_____ you'll see.

24

Walk north, up and out of
the Garden. Examine St
Cuthbert's Chapel closely.



25


Spy the uppermost saint
In the nook up a height
His left hand holds a staff -
And there's a



— — — —
in his right.

26

Follow the path round the
side of St Cuthbert's Chapel.



27

Facing the west
You should see a door
Large and wooden
Its hinges number



— — — —

28

Walk a little way to the north
and examine the wall that
faces you.



29

Look for the rabbits
There are two; but wait!
Look once again
Because actually there are



— — — —

30

That's the end of the trail
How did you do?
To complete the solution
You need one more



— — — —





And finally.....One last puzzle to enjoy at home. The answers to all the Treasure Hunt clues are contained in the wordsearch below. Can you find them all again?



Hope to see you soon !!